

936E

EXCAVATOR

Engine

Cummins QSL9 Tier 4 Final

Gross Power

296 hp (221 kW)

Operating Weight

83,335 lb (37,800 kg)

Bucket Capacity

2.09 yd³ (1.6 m³)

Maximum Digging Depth

24 ft 1 in (7,340 mm)



TOUGH WORLD. TOUGH EQUIPMENT.

936E SPECIFICATIONS >>>

ENGINE	
Emissions rating	EPA Tier 4 Final / Stage IV
Make	Cummins
Model	QSL9
Gross power	296 hp (221 kW) @ 2,000 rpm
Net power	280 hp (209 kW) @ 2,000 rpm
Peak torque	1,070 lb-ft @ 1,400 rpm 1,451 N-m @ 1,400 rpm
Number of cylinders	6
Displacement	549 in ³ (9.0 L)

DRIVE AND BRAKES	
Max. travel speed	High: 3.4 mph (5.5 km/h) Low: 2.1 mph (3.4 km/h)
Max. drawbar pull	71,938 lbf (320 kN)

UNDERCARRIAGE	
Shoe width, triple grouser	31.5 in (800 mm)
Track shoe each side	48
Bottom rollers each side	9
Top rollers each side	2

HYDRAULIC SYSTEM	
Main pumps total flow	2 x 79 gal/min (300 L/min)
Max. relief pressure, implement	4,975 psi (34.3 MPa)
Max. relief pressure, power boost	5,410 psi (37.3 MPa)

REFERENCE ARM	
Arm length	10 ft 6 in (3.2 m)
Arm digging force, ISO - Power boost	41,589 lbf (185 kN)

WORKING RANGES	
Max. digging depth	24 ft 1 in (7,340 mm)
Max. digging reach at ground level	35 ft 9 in (10,900 mm)
Max. digging depth 2.4 m (8 ft) level bottom	23 ft 7 in (7,180 mm)
Max. digging height	33 ft 7 in (10,240 mm)
Max. dumping height	23 ft 6 in (7,160 mm)
Max. vertical wall digging depth	21 ft 2 in (6,460 mm)

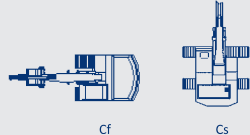
BUCKET PERFORMANCE	
Bucket capacity	2.09 yd ³ (1.6 m ³)
Bucket digging force, ISO - Power boost	56,651 lbf (252 kN)

SERVICE CAPACITIES	
Fuel tank	163.8 gal (620 L)
Engine oil	7.9 gal (30 L)
Final drive (each)	2.5 gal (9.5 L)
Swing drive	2.8 gal (10.5 L)
Cooling system	9.8 gal (37 L)
Hydraulic reservoir	63.4 gal (240 L)
DEF tank	9.2 gal (35 L)

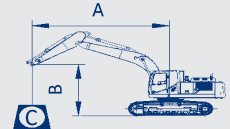
SWING SYSTEM	
Swing speed	10.0 rpm
Swing torque	81,69 lb-ft (111,000 N-m)

936E WITH 800 MM (31.5 IN) SHOES, 3.2 M (10 FT 6 IN) ARM

- A: Reach from swing center
- B: Bucket hook height
- C: Lifting capacity
- Cf: Rating over front
- Cs: Rating over side

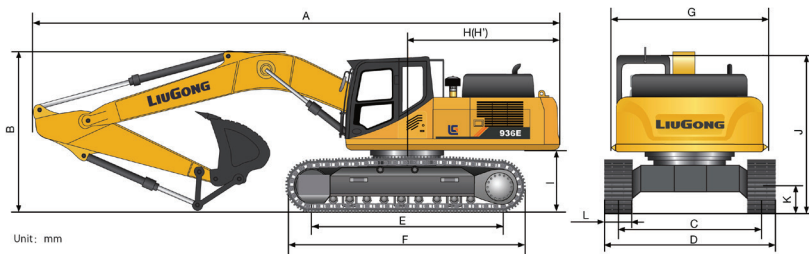


Conditions:
 Boom length: 21 ft 0 in (6.4 m)
 Arm length: 10 ft 6 in (3.2 m)
 Counterweight: 7,700 kg (16,976 lb)
 Shoes: 31.5 in (800 mm) triple grouser
 Bucket: SAE 2.09 yd³ (1.6 m³), 4,222 lb (1,915 kg)



B: Height		A Reach: m (ft)										MAX REACH		
		3.0 m (10 ft)		4.6 m (15 ft)		6.1 m (20 ft)		7.6 m (25 ft)		9.1 m (30 ft)		Front	Side	Distance
ft	lb	Cf	Cs	Cf	Cs	Cf	Cs	Cf	Cs	Cf	Cs			
20 ft	lb							*17,525	15,549			*17,258	13,492	27 ft
15 ft	lb					*21,292	20,906	*18,671	15,108			*17,443	11,865	29 ft
10 ft	lb			*32,904	29,326	*24,374	19,762	*20,234	14,535	*17,919	11,212	*17,809	11,032	30 ft
5 ft	lb			*37,593	27,471	*27,057	18,770	*21,704	13,995	18,957	10,957	17,013	10,791	30 ft
0 ft	lb			*39,015	26,720	*28,554	18,152	*22,608	13,618	17,910	10,390	17,390	10,639	30 ft
-5 ft	lb	*52,507	*52,507	*37,988	26,629	*28,532	17,930	*22,500	13,468	*13,655	7,066	19,021	11,552	28 ft
-10 ft	lb	*46,985	*46,985	*34,862	26,951	*26,698	18,058	*20,642	13,620			*20,252	13,408	25 ft
-15 ft	lb	*37,734	*37,734	*28,881	27,687	*21,914	18,607					*20,066	17,158	21 ft

1. * Indicates the load is limited by hydraulic capacity rather than the tipping capacity.
2. The above loads are in compliance with the ISO 10567 hydraulic rating standard. They do not exceed 87% of the hydraulic lifting capacity of 75% tipping load.
3. Rating at bucket lift hook.



DIMENSIONS			
A	36 ft 8 in (11,167 mm)	G	10 ft 4 in (3,163 mm)
B	11 ft 7 in (3,530 mm)	H	11 ft 6 in (3,500 mm)
C	8 ft 6 in (2,590 mm)	I	3 ft 10 in (1,172 mm)
D	11 ft 1 in (3,390 mm)	J	10 ft 10 in (3,318 mm)
E	13 ft 3 in (4,050 mm)	K	1 ft 9 in (532 mm)
F	16 ft 2 in (4,944 mm)	L	31.5 in (800 mm)

LiuGong Construction Machinery N.A., LLC

22220 Merchants Way, Suite 100, Katy, Texas 77449
 T: (281) 579-8882 F: (281) 579-8388
 www.liugongna.com

Specifications and designs are subject to change without notice. Machines shown may include optional equipment.

01/2020 Designed by LiuGong